






Name: _____


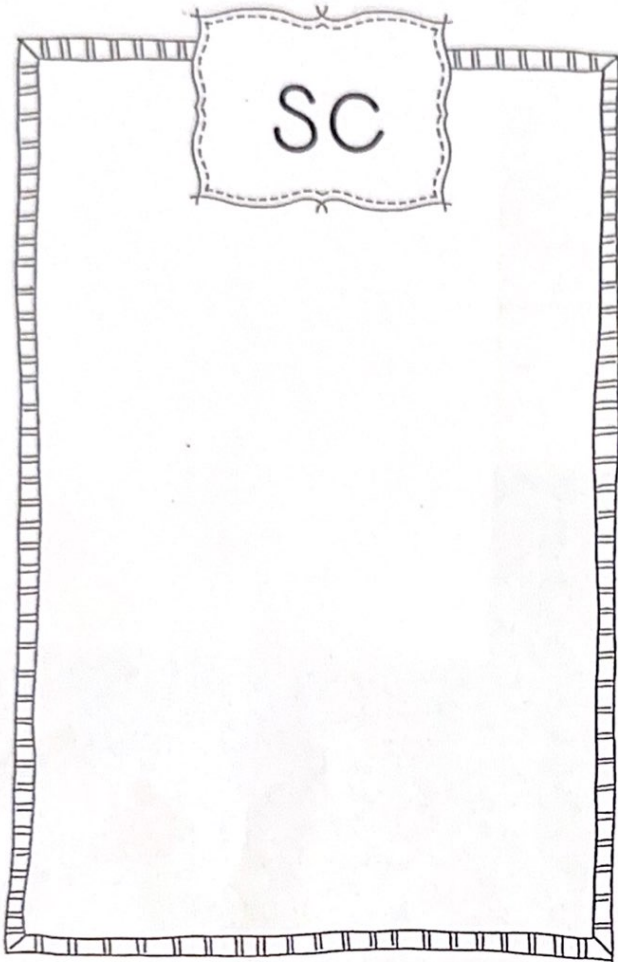
<p>Oswald and Lily hunt</p> <p>for</p>	
<p>Tic, Tac, and Hot Rod hunt</p>	
<p>Sal and Golly hunt</p>	
<p>Doc and Alf hunt</p>	
<p>Frits and Ettabetta hunt</p>	






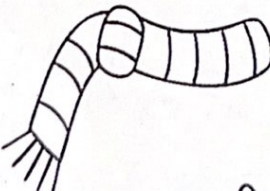

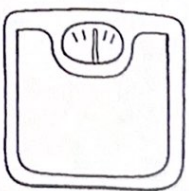
- a hot dog and bun.
- lots of buttons.
- a mitten.
- globes of mud.
- a lemon.

Parents: Your child traced or wrote the word for on all the lines. Then your child cut out word strips and glued them on top of the corresponding pictures.

Name _____

Blends - sc/sw

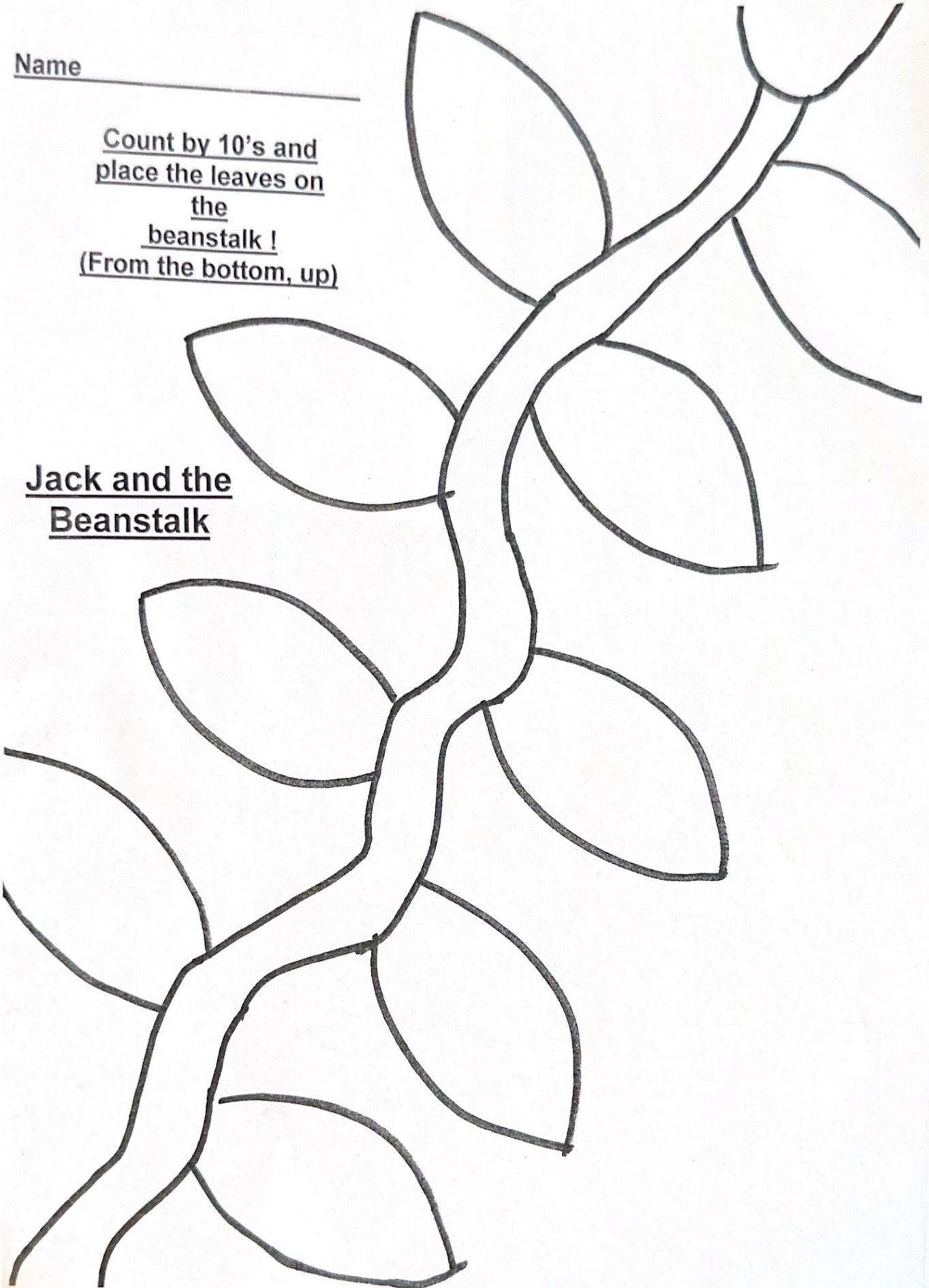








 __ an	 __ im	 __ orpion	 __ ar
 __ eater	 __ arf	 __ ing	 __ ale

Name _____



Count by 10's and
place the leaves on
the
beanstalk !
(From the bottom, up)

Jack and the
Beanstalk





Beanstalk
leaves





Name _____

Practice counting to twenty (20)
by filling in the missing
numbers below.

DATE _____
NAME _____




1			4		6		8	9	
11		13		15		17			20

	2	3		5					10
	12				16			19	

1		3				7		9	
	12		14						20

		3		5			8		10
11					16	17			

Name -



Before and After Numbers (1-20)

Write the numbers that come before and after.

	12	
--	----	--

	19	
--	----	--

	5	
--	---	--

	14	
--	----	--

	17	
--	----	--

	2	
--	---	--

	10	
--	----	--

	7	
--	---	--

	8	
--	---	--

	15	
--	----	--