

Dear Parents,

This fall, your child will be entering First Grade! How fast the time has flown! It seems like only yesterday that you were sending them through the Kindergarten doors and now it is time to prepare for the next step.

Just as it was true of Kindergarten, First Grade is another year of tremendous growth. This packet was created because it is important to continue the work that has been done in Kindergarten as well as understand what is to come. Children can lose many skills over the summer if time for review is not utilized.

Within this packet you will find the following material...

- * A supply list for First Grade
- * A family email address form needed for next year
- * A suggested list of authors and a required book report form
- * Grade 1 key literacy skills
- * Word lists from our Kindergarten reading series
- * The Dolch word list
- * Word lists for word families, short vowels, long vowels consonant blends and digraphs
- * A website for a summer reading program

Have a Blessed, Healthy Summer! We look forward to seeing you again next year!

An Early Welcome to First Grade- 2020-2021 SCHOOL SUPPLIES LIST

Dear Parents,

In order to help your child get off to a good start in September, please ensure that your child has the supplies listed below when school begins. These supplies can be easily found at Staples, Target, Walmart, or online at amazon.com.

All items must be labeled with your child's first and last name!!

- 3 bottom two pocket folders: **1 solid blue, 1 solid red, 1 solid green**
(plastic folders preferred- they will last longer!)
- 3 marble composition notebooks: 1 blue, 1 red, 1 green
- 4 glue sticks
- 1 pair of BLUNT scissors
- 1 box of 24 crayons (larger quantity box will not fit in their desk)
- 1 SOFT PENCIL CASE (NO HARD BOXES)
- 24 sharpened pencils (please label them- no mechanical pencils!)
- 1 package of colored construction paper
- 1 coloring/rainy day activity book
- 1 index card filing box- to fit 3x5 index cards
- 1 container/package of baby wipes
- 1 container lysol or clorox wipes
- 1 bottle "Purel" or any other brand hand sanitizer
- 1 bottle of Lysol Disinfectant Spray
- 2 large boxes of facial tissues
- 1 roll paper towels
- 1 silent reading book
- \$15 Educational Materials Fee (due the first day of school in labeled envelope)
- Head Sets for Computer class

Supplies to be kept at home:

- Extra crayons, scissors, glues, pencils, etc.

****Pencils should be sharpened each night and a new silent reading book should be sent to school every Monday.**

This list can also be found on the SNT webpage at www.sntschoollny.org/first-grade.

Have a safe and relaxing summer! See you in September!

Sincerely,

First Grade Teachers

Family Email Address Form

Dear Parents,

In an effort to send messages and important information in a quick way, all families must provide an email address. Such messages may be regarding last minute reminders, announcements, etc. Parents will need to check emails periodically during the day on a daily basis. Families can provide up to three different email addresses to ensure that all parents/guardians are receiving the messages.

**PLEASE COMPLETE THE BOTTOM PORTION OF THIS FORM AND
RETURN WITH YOUR CHILD ON THE FIRST DAY OF SCHOOL.
THANK YOU!**

Sincerely,
First Grade Teachers

.....

PLEASE PRINT NEATLY

Student's Name _____

1. Name of account recipient _____
Email address _____

2. Name of account recipient _____
Email address _____

3. Name of account recipient _____
Email address _____

June 2015

Dear Parents of Incoming First Graders,

In addition to the online math summer assignment on EducationCity, incoming first graders are required to read two fiction books and complete a short book report for each story. The attached graphic organizers must be completed and returned to school in September.

When selecting the books, you may want to consider titles written by authors listed below:

Kevin Henkes	Mike Thaler	Laura Numeroff
Jonathan London	Gail Gibbons	Eric Carle
Chris Van Allsburg	Jan Brett	Marc Brown
Dr. Seuss	Cynthia Rylant	Arnold Lobel
Robert Munsch	Leo Lionni	James Marshall

Thank you so much! Have a wonderful summer!
Happy Reading!

Sincerely,
First Grade Teachers

Name: _____ Date: _____

Book Report






Title: _____

Author: _____

The story is about _____

Beginning	Middle	End

I did or did not like the story because _____

Rating:     

I give this book _____ stars.

Name: _____ Date: _____

Book Report






Title: _____

Author: _____

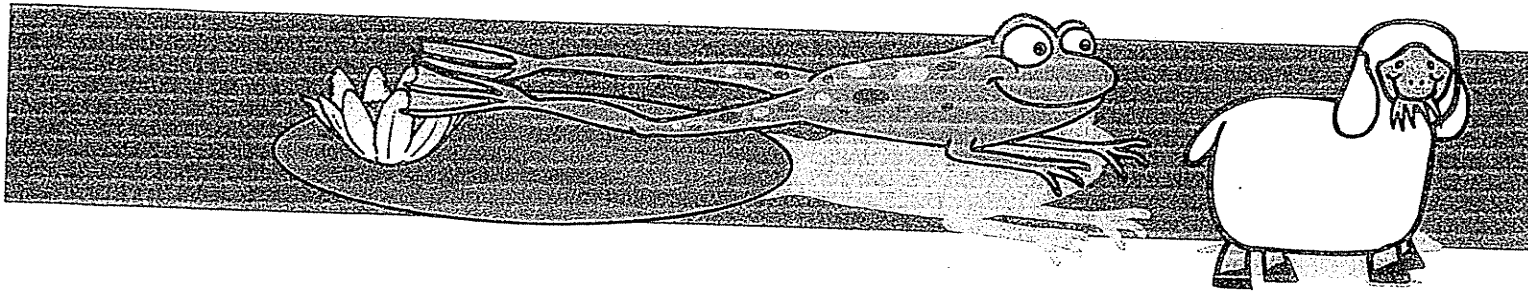
The story is about _____

Beginning	Middle	End















I did or did not like the story because _____

Rating:     

I give this book _____ stars.



Key Literacy Skills—Grade 1

-  Can identify the ABCs.
-  Listens for repeating rhymes in songs and fingerplays.
-  Can match sounds to single-letter *consonants* and *vowels*.
-  Can blend two to four sounds to make a word. (Example: /c/, /a/, /t/ is cat.)
-  Can identify beginning and final sounds in words with one syllable.
-  Gradually improves ability to identify middle vowel sounds in syllables.
-  Recognizes *word families* and uses these to spell new words. (See page 47.)
-  Gradually develops the ability to spell common *compound words*, *contractions*, *plurals*, and *high-frequency words*. (See pages 73–74.)
-  Writes sentences using capital letters at the beginnings and ending punctuation.
-  Can write clear, complete sentences. Gradually develops ability to write a paragraph.
-  Demonstrates *print awareness* by reading left to right and top to bottom, pointing out words and spaces between words. Can identify parts of a book.
-  Gradually develops the ability to read for details and recall who, what, where, and how.
-  When listening to or reading a story, uses what he knows about the topic along with picture clues to understand what is happening and make predictions about what will happen.
-  Can retell a story so that it has a beginning, middle, and end.

Word list from our reading series . . .

The following word lists have been created based on our reading series. The children should be able to use their knowledge of the sounds of the given letters and blend them together to read words. This will require some practice. Sounding out a word is a necessary skill that must be mastered if your child is to have future success in reading. Simply memorizing words is **STRONGLY DISCOURAGED**. Your child will develop a sight vocabulary as they become readers. Relying on memorization instead of encouraging children to use their skills to read words is a disservice to them. Even as they become efficient readers, there will sometimes be words that are unfamiliar to them. They must have a strong phonics background that they can rely on to help them decode these new words. Once a child is able to sound out a new word, they will then remember what it is the next time they see it.

I have also included a list of words that would be beneficial for a new reader to know based on necessity and frequency usage. This list also includes “jail words” that do not follow the rules for reading and must be memorized.

As we complete each of our letter books, these lists will enable you to reinforce the letter-sound associations the children have learned to date. Memory words are not decodable but all other words can be (and should be) sounded out first. As we complete a letter book and move on to the next one, you should work through each new list. Put them on index cards for better “flash” practice.

Reading is a journey! The rewards last a lifetime.

Happy reading!

C, O, G, A, D, S - add as dog gas dad odd sad sag
sod

L- class lag doll log glad lad loss clad glass gloss
salad

I- did dig is lid ill slid sill

T- at act cat cast cost cot dot got it last lost list lot

sat sit slit slot still stilt tag till toss

F- cliff fad if lift loft gift off stiff soft sift fog fast

fat fig fit fist flag flat fill staff floss

E- elf egg leg fed fell get led let set sled left felt

less tell test sell self sled

H- had hid hill has his held hat hit hot hog

U- cut cuff dug dull dust fuss hug gust tug huff

us hut lug stuff fluff

B- bad bat bag bus bed best bug big bet bit cab

bell cub club belt bill bud bit blast blob bless

boss glob tub

N- an and ant bun band bent bend cabin nest ran

run rent ten stand hunt insect dragon can end

fan fin fun grin net sand sent tent land lend

lent robin snag until dentist nod not nut in on

head hen seed sun t hen t hen t hen t

button fantastic

M- mat mess mug mass met smell mad medal metal

man gum glum ham him melon men lemon miss

melt mitten mud muffin animal comic mend

P- camp clip crop cup dump help hop hip lap lip pen

pest pet pill rip top pot pig put spin stamp flip

flop gulp lamp lump map mop slap nap nip spot

stop stump tap tip sip slip slap snap snip spend

spill ramp rump bump cap clap crisp pond damp

drip drop flap pop pants pass past pat picnic piglet

pigpen plan press planet plant plastic plum puff

puppet present happen hospital

V- vet vest oven van vast visit vat vent velvet

J- jam jab jug jet jog jump job just jack jacket

W- win wind west wilt went wet wig web wed twin

twig wag wept wagon swim

K- ask kid kit back lock lack sick pick sack black

pack mask kick rock basket kiss brick skip skit

sock junk snack stick kept ink drink clock duck

desk crack skunk pocket rocket bucket cricket

QU- quick quack quit quilt squid squint

X, Y- ax ox box next exit oxen fix six mix fox tax

wax yam yes yet yell yelp yum yank sandbox

Z- zig zag zap zip zoo buzz fuzz fizz jazz quiz

More #'s- one two three four five seven eight nine

More colors- blue pink green yellow purple orange

brown

Ordinals- first second third fourth fifth sixth seventh

eighth ninth tenth

Extra words from the Dolch List-

about fly many saw use

after for may say walk

again from me see want

all give must she was

any	God	new	some	we
are	going	no	soon	well
ate	good	now	stop	were
away	have	number	take	what
be	he	of	than	when
been	her	old	that	where
but	here	once	the	which
by	him	open	their	who
came	how	or	them	why
circle	into	our	then	will
come	know	out	there	with
could	like	over	these	word
day	little	people	they	would
do	live	play	think	write
down	long	please	this	you
draw	look	pretty	to	your
eat	love	ride	too	every

made round under find make

said up

These lists may be used for blending practice. They include “word families” as well as practice substituting final consonants and vowels.

Initial Consonant Substitution

<u>-at</u>	<u>-est</u>	<u>-it</u>	<u>-an</u>	<u>-end</u>
bat	best	bit	can	bend
cat	test	fit	fan	lend
fat	rest	hit	ran	send
flat	nest	lit	man	mend
hat	pest	sit	pan	spend
sat	vest	pit	plan	
rat	west	wit	van	
mat		kit		
pat		quit		
vat				

<u>-amp</u>	<u>-ick</u>	<u>-ug</u>	<u>-et</u>	<u>-ill</u>
camp	kick	bug	bet	bill
damp	lick	bug	get	fill

lamp	pick	hug	let	hill
stamp	quick	lug	set	sill
	sick	tug	net	still
	stick	rug	met	pill
	tick	mug	pet	will
		jug	vet	
			jet	
			yet	

<u>-ent</u>	<u>-op</u>	<u>-ip</u>	<u>-ack</u>	<u>-ock</u>	<u>-ump</u>
bent	hop	dip	back	rock	bump
dent	mop	hip	black	sock	dump
lent	pop	lip	pack	lock	hump
rent	top	rip	quack	block	pump
sent	stop	sip	rack	clock	jump
tent	drop	tip	sack		
spent	flop		snack		
vent			tack		

went

FINAL INITIAL SUBSTITUTION

<u>hi-</u>	<u>ba-</u>	<u>bu-</u>	<u>ro-</u>	<u>me-</u>	<u>pa-</u>
------------	------------	------------	------------	------------	------------

hid	bad	bud	rob	met	pad
-----	-----	-----	-----	-----	-----

hit	bag	bug	rot	men	pal
-----	-----	-----	-----	-----	-----

hill	bat	bus	rod	mend	pan
------	-----	-----	-----	------	-----

him	band	bun	rock	melt	pat
-----	------	-----	------	------	-----

hip	back	buzz		mess	pass
-----	------	------	--	------	------

past

pants

pack

<u>we-</u>	<u>si-</u>	<u>bi-</u>	<u>ri-</u>	<u>ma-</u>	<u>pi-</u>
------------	------------	------------	------------	------------	------------

web	sit	bib	rib	mad	pig
-----	-----	-----	-----	-----	-----

wed	sip	big	rid	man	pill
-----	-----	-----	-----	-----	------

well	sick	bill	rim	mat	pin
------	------	------	-----	-----	-----

wet	six	bit	rip	map	pit
-----	-----	-----	-----	-----	-----

went		bin		mask	pick
------	--	-----	--	------	------

west

ki-

kid kit

kiss kick

MEDIAL VOWEL SUBSTITUTION

<u>b - g</u>	<u>r - t</u>	<u>n - t</u>	<u>f - n</u>	<u>h - m</u>	<u>p - t</u>	<u>s - ck</u>
--------------	--------------	--------------	--------------	--------------	--------------	---------------

bag	rat	net	fan	ham	pat	sack
-----	-----	-----	-----	-----	-----	------

beg	rot	not	fin	hem	pet	sick
-----	-----	-----	-----	-----	-----	------

big	rut	nut	fun	him	pit	sock
-----	-----	-----	-----	-----	-----	------

bug				hum	pot	suck
-----	--	--	--	-----	-----	------

The Dolch List

The Dolch list is a reading list containing 220 of the most frequently used words. These are the words that would benefit your child to eventually memorize so that they will know them on sight. Some of these words are “jail words” ... words that do not follow the rules of phonics. Therefore, they cannot be sounded out.

The list goes up to third grade. It is strongly suggested that you put the preprimer and primer words on index cards for your child and practice a few every night. Please be aware that if you print this out and have them practice these words from a list instead of putting them on index cards, your child may memorize the words based solely on remembering which word follows the next instead of knowing it in isolation. It would be helpful to learn these words before first grade as it prepares them for reading with greater ease.

Over time, you might want to advance to other lists. Learning these words will increase your child's self-confidence and enhance the flow of their reading.

Preprimer

a	funny	look	see
and	go	make	the
away	help	me	three
big	here	my	to
blue	I	not	two
can	in	one	up
come	is	play	we
down	it	red	where
find	jump	run	yellow
for	little	said	you

Primer

all	four	out	well
am	get	please	went
are	good	pretty	what
at	have	ran	white
ate	he	ride	will
be	into	saw	with
black	like	say	yes

brown	must	she	this
but	new	so	too
came	no	soon	under
did	now	that	want
do	on	there	was
eat	our	they	

1st Grade

after	give	live	take
again	going	may	thank
an	had	of	them
any	has	old	then
as	her	once	think
ask	him	open	walk
by	his	over	were
could	how	put	when
every	just	round	who
fly	know	some	from
let	stop		

2nd Grade


always	fast	pull	use
around	first	read	very
because	five	right	wash
been	found	sing	which
before	gave	sit	why
best	goes	sleep	wish
both	green	tell	work
buy	its	their	would
call	made	these	write
cold	many	those	your
does	off	upon	don't
or	us		

3rd Grade

about	far	light	civ
-------	-----	-------	-----

better	full	long	small
bring	got	much	start
carry	grow	myself	ten
clean	hold	never	today
cut	hot	only	together
done	hurt	own	try
draw	if	pick	warm
drink	keep	seven	eight
kind	shall	fall	laugh
show	in	one	up
come	is	play	we
down	it	red	where
find	jump	run	yellow
for	little	said	you

Word Families



When children learn vowel sounds in isolation along with a gamut of rules, they are often confused when the rules don't work. The English language often seems to have more exceptions than rules. Learning vowel sounds in *word families* is easier for your youngster than trying to learn them in isolation. This is because the vowel sounds are the same within a word family.

Here are some common word families, along with some words that can be made with each word pattern, to help your child get started on the right track to reading. Start with the short-vowel patterns and see how many words your child can make.

Word Families

ack	back, Jack, sack, track	ice	dice, mice, nice, spice
ail	hail, jail, mail, trail	ick	lick, pick, stick, trick
ain	main, pain, stain, train	ide	hide, pride, ride, side
ake	bake, cake, flake, make	ill	bill, chill, hill, spill
ame	flame, game, name, same	in	bin, fin, grin, pin
an	can, fan, plan, tan	ine	dine, fine, line, twine
ank	bank, Hank, rank, tank	ing	king, sing, thing, wing
ap	cap, flap, nap, zap	ink	link, pink, rink, stink
ash	cash, flash, rash, trash	ip	dip, flip, lip, rip
at	cat, flat, hat, rat	it	fit, hit, pit, quit
ate	gate, hate, plate, state	ock	clock, flock, lock, rock
aw	draw, flaw, paw, saw	oke	choke, joke, poke, smoke
ay	clay, day, pay, way	op	flop, hop, mop, stop
eat	meat, seat, treat, wheat	ore	more, snore, store, tore
ed	bed, fed, red, sled	ot	dot, got, pot, spot
ell	bell, fell, sell, tell	uck	duck, luck, stuck, truck
end	bend, lend, mend, send	ug	bug, jug, rug, plug
est	best, nest, rest, test	ump	bump, hump, pump, stump
		unk	dunk, junk, skunk, trunk

Ready Reference

100 Short Vowels

Short A Words

add
bad
bag
bat
cab
cap
dad
fan
fat
ham
hat
jam
man
map
nap
pan
rag
ran
sad
tag

Short E Words

bed
beg
desk
egg
fed
fence
get
help
jet
leg
met
nest
pet
red
sent
ten
test
vet
web
yes

Short I Words

big
bill
crib
dish
fib
grin
hill
in
king
lid
milk
pig
rip
ship
six
this
tin
whip
win
zip

Short O Words

box
cot
dog
drop
fog
fox
hop
hot
jot
knob
lock
mom
mop
not
on
pot
rock
song
top
toss

Short U Words

bug
bus
cub
cup
drum
fun
gum
hut
jug
luck
mud
mug
nut
pup
rug
run
sun
tub
umbrella
up

95 Long Vowels

Long A Words

ape
bake
cape
cave
date
face
flame
gate
grape
hate
lake
make
name
page
plane
rake
same
skate
take
tape

Long E Words

bee
cheese
deep
feet
free
he
heat
key
knee
lead
meet
pea
please
read
see
she
three
tree
we
week

Long I Words

bite
bride
fire
five
hive
ice
kite
life
line
mice
mine
nice
nine
pine
ripe
size
smile
time
vine
wide

Long O Words

bone
close
cone
dose
froze
globe
hole
home
joke
lobe
mole
nose
note
pole
robe
rope
stove
tote
vote
woke

Long U Words

cube
cute
fume
fuse
huge
mule
music
mute
tube
tulip
tune
unicorn
unicycle
uniform
yule

Ready Reference

Consonant Blends And Digraphs

bl

black
blame
blank
blast
bleed
blend
blind
blink
block
blow
blue
blush

br

brag
brain
brake
brand
brave
breeze
brick
bring
broke
broom
brother
brown
brush

ch

chain
chair
chalk
chance
change
chase
chat
check
cheek
chest
chick
chin
choose
chop

cl

clam
clap

class
claw
clay
clean
climb
clock
close
clown

cr

crab
crack
crash
creep
crib
crime
crop
cross
crow

dr

drag
draw
dream
dress
drip
drum
dry

fl

flag
flake
flame
flap
flash
flat
flip
float
flow
fly

fr

frame
free
freeze
fresh
friend
frog

from
front
fry

gl

glad
glass
glove
glow
glue

gr

grab
grape
grass
green
grin
grip
grow

pl

place
plan
plane
plate
play
please
plot
plug
plus

pr

press
price
pride
prince
prize

sh

shade
share
shark
she
sheep
sheet
shell
shine
ship

shirt

shop
shot
should
show
shut

sl

slam
sled
sleep
slid
slip
slow

sm

small
smart
smell
smile
smoke

st

stand
step
sting
stop
store
street

th

that
the
then
these
they
thin
think
this
thumb

wh

whale
what
when
where
white
why