
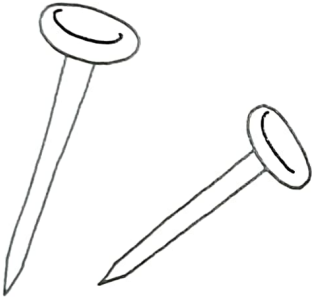




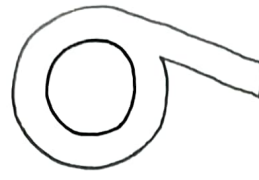


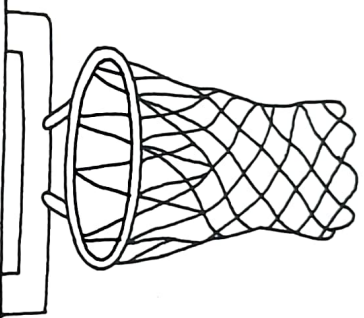
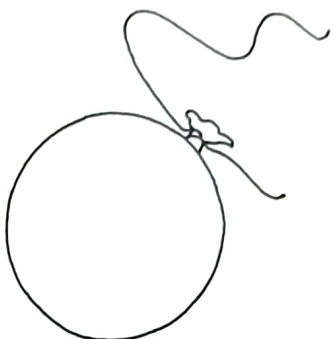



Homework 15

Superkids' Club
Unit 3(N), Lesson 96

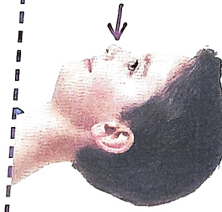

Name: _____





Parents: Your child circled items whose names begin with the sound heard at the beginning of nest.

Beginning Consonants t, g, n, p

Sort 2



Beginning Consonants t, g, n, p

Tt 	Gg 	Nn 	Pp 

Sort 2: Beginning Consonants t, g, n, p (9)

Name : _____

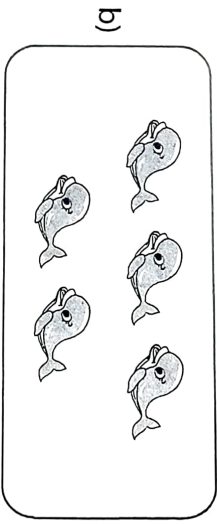
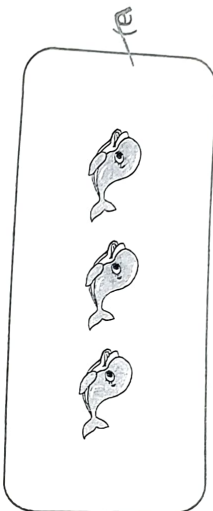
Answer Key

One More

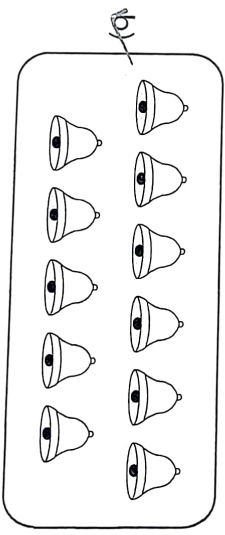
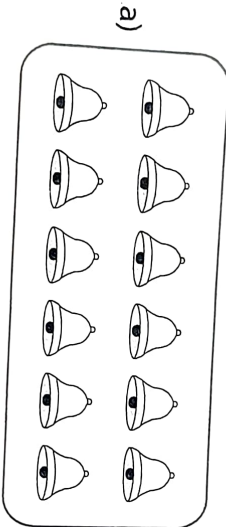
Sheet 1

Check the set that has one more.



- 1) 




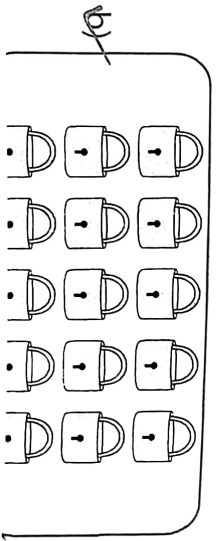

- 2) 



- 3) 



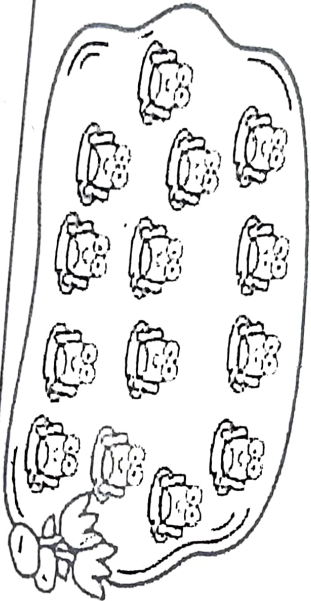
- 4) 



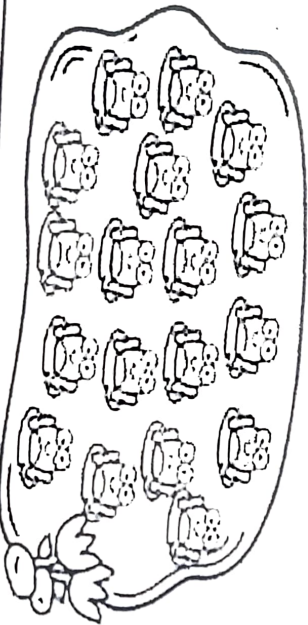
Count to 20

Count the objects.

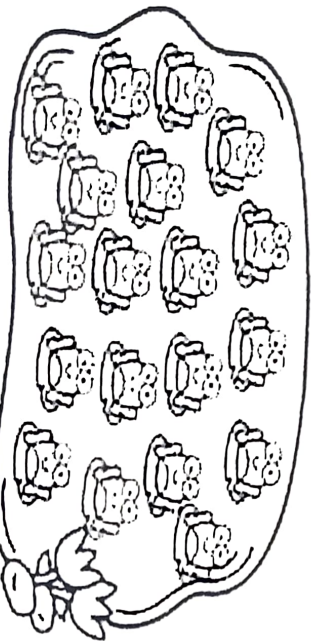
14




17




18



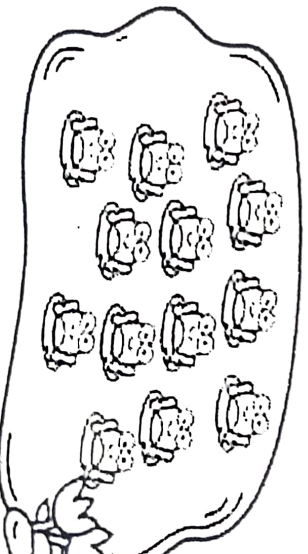
16



20



12



Math Activities

How many are there?

This large area contains 25 Easter-themed illustrations for counting. The items are: 10 decorated Easter eggs (with various patterns like zig-zags, stripes, and circles), 5 rabbits, 5 carrots, 5 ladybugs, 2 flowers, and 2 bunnies.

This smaller area contains 5 Easter-themed illustrations, each with a corresponding empty square box below it for counting. The items are: 2 decorated Easter eggs, 2 ladybugs, 1 bunny, and 1 flower.