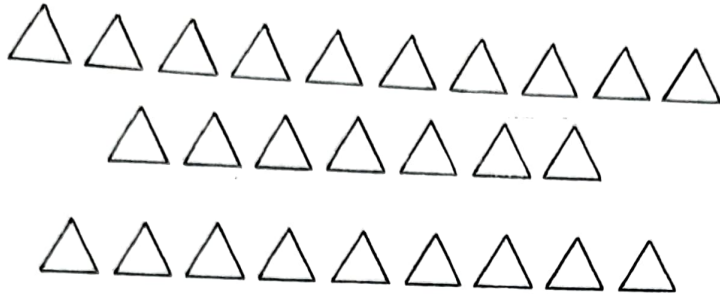


Name _____


Homework

Directions- Circle groups of 10 first. Then count and write the number on the line.


①




②




③




④



⑤



⑥



Name: _____

blue

1. Write the word.

2. Color the word.

blue blue blue

3. Circle the word.

blue was said blue blue
a blue are was I
here blue was here here

4. Cut and paste the word.

5. Trace the word.

blue

Created by: applesandabc.blogspot.com

e

l

b

u

Name: _____

green

1. Write the word.

2. Color the word.

green green

3. Circle the word.

green	was	green	blue	blue
a	red	are	was	I
green	blue	green	here	green

4. Cut and paste the word.

--	--	--	--	--

Created by: applesandabc.blogspot.com

e e g r n

Name: _____

red

1. Write the word.

2. Color the word.

red red red

3. Circle the word.

red	was	I	red	the
a	red	to	was	I
red	an	was	red	and

4. Cut and paste the word.

--	--	--

5. Trace the word.

red

e r d




Spring Flowers Worksheet

www.kindergartenworksheets.net



Name _____



Color the flowers above using the color key below.



= pink



= blue



= orange

Count how many there are of each type of flower and write the total number below.



=






=

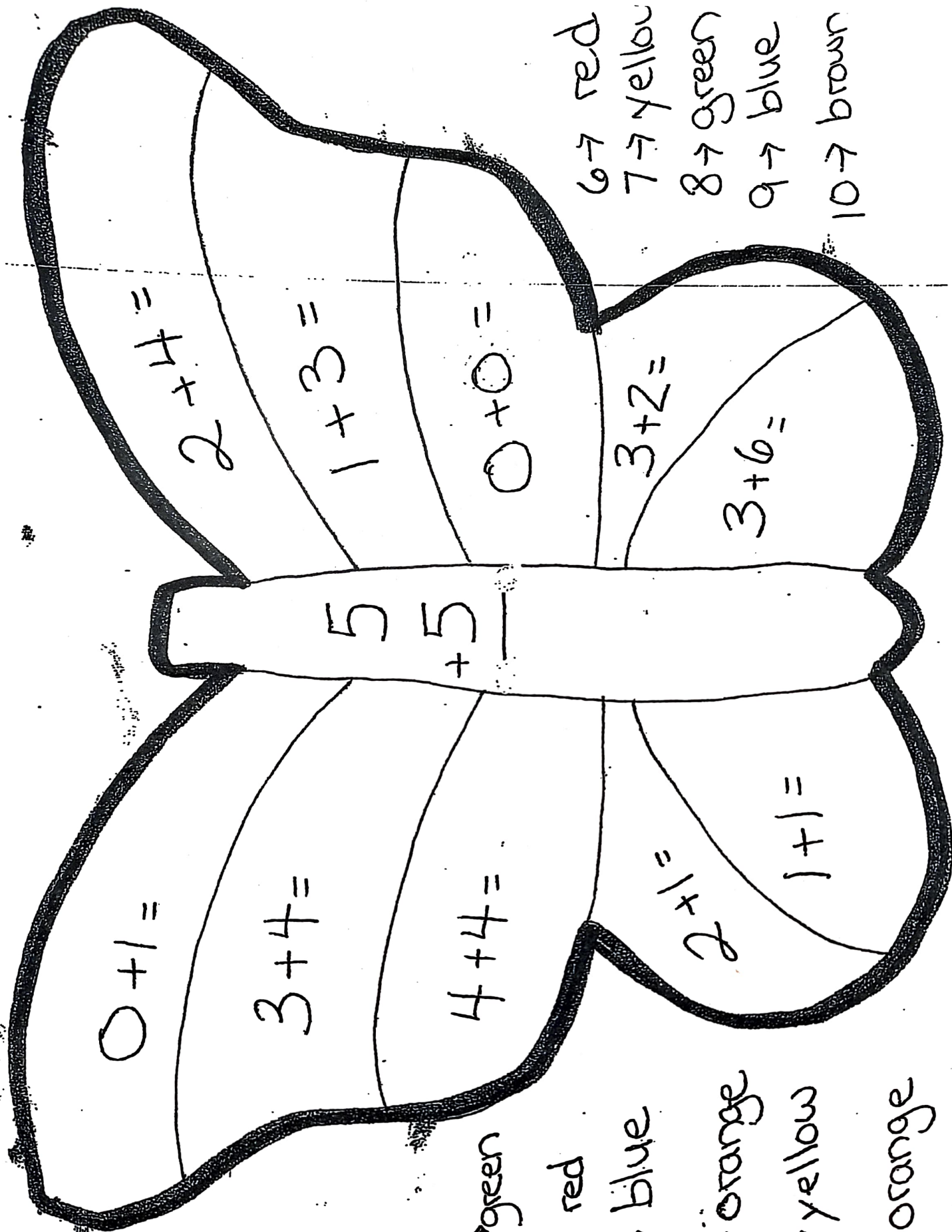


=

Color the graph using the results above.

									
									
									
	1	2	3	4	5	6	7	8	9

name:



0 → green

1 → red

2 → blue

3 → orange

4 → yellow

5 → orange

6 → red


7 → yellow

8 → green

9 → blue

10 → brown

Name _____



Initial Sound — D (dinosaur)
Phonics Fun

